




**Reptile
Systems**

We create your best solutions




Rhinoceros Iguana

Cyclura cornuta

Distribution

Haiti and Dominican Republic



Adult Size

60-136 cm
(23-54 inches)



Life Span

15-20 years



Experience

Advanced



Handling

Can be
handled



Natural habitat

The natural range of a Rhinoceros Iguana is scrub woodland, dry forests, and rocky eroded limestone.

Housing

Rhinoceros Iguana do best within a large wooden vivarium because wood is an excellent insulator of heat and so a wooden vivarium will make it easier to control the crucial temperatures required inside the habitat. The minimum enclosure size would be 182 x 152 x 121 cm (72 x 60 x 48 inches) this allows sufficient length to allow for the creation of a temperature gradient. If you can provide a larger enclosure, then this will benefit your animal.



Heating

Rhinoceros Iguana will need a temperature range of 24-32°C (76-90°F)



Basking spot maximum	Ambient daytime range	Ambient night-time range
31-32°C (88-90°F)	26-29°C (80-85°F)	24°C (76°F)

The basking and ambient temperatures are easily achieved using Reptile Systems Basking Spot Lamps in combination with a Reptile Systems Large Black Clamp lamp. If additional night-time heat is needed this can be achieved using a Reptile Systems Ceramic Heat Emitter Lamps in combination with a Reptile Systems Large Black Clamp lamp.

Always ensure that heating products are run through a suitable dimming thermostat and ensure they correctly caged off so that your animal can not burn itself.

Lighting

Rhinoceros Iguana are classified as zone 4 in the Ferguson scale they require a UVI of 2.6-9.5 within their basking zone ranging down to zero in the cooler / shaded areas of the enclosure. The ideal photo period would be 12 hours with all the lights on and 12 hours with all the lights off.

The recommended UVI range can be achieved by using a Mercury Vapour lamp in combination with Linier T5 / T8 lighting.

Please note Mercury Vapour lamps provide UVA, UVB and heat and can not be run through a thermostat.





Reptile Systems


We create your best solutions

ZONE 3
UVI 2.9 - 7.4

ZONE 4
UVI 4.5 - 8.0

Rhinoceros Iguana

Cyclura cornuta



Substrate

Rhinoceros Iguana do best on a sterile soil that is deep enough for them to dig and burrow if they wish, this can be mixed with sand, moss, leaf litter and bark to create a more naturalistic look.

Water / humidity

Rhinoceros Iguana should be provided with fresh water daily, in a reasonable sized bowl, heavy enough that your pet can not tip.

Rhinoceros Iguana require an ambient humidity of 65-80%.



Diet / Nutrition

Rhinoceros Iguana are primarily herbivores and require a high fibre low protein diet. As Juveniles they should be offered insects occasionally, but this should make up less than 5% of their total diet.



Rhinoceros Iguana should be offered a wide variety vegetation ideally of safe weeds and flowers that you can grow yourself or forage. We understand that not everyone is confident identifying safe wild food plants or indeed has the time to do so in this case Reptile Systems Tortoise Mix can be an ideal alternative.

Fruits can be offered but these should make up less than 10% of the total diet.

Reptile Systems Calcium Ultra should be used 3 times a week as a dust on vegetation. Reptile Systems Vit-a-min should be used twice a week as a dust on vegetation (as a guide for adult animals).

Handling

Rhinoceros Iguana can be handled. As babies they can be skittish and as juveniles they can become boisterous but with patience and a little bit of work they can become tame. With any new reptile it is suggested that a 2 week settling in period is given in which handling does not take place. Handling should be limited to 20-30 minutes at a time, so your animal does not get too cold.



Suggested Reptile Systems Products

Black Clamp Lamp

Multi directional ceramic lamp fitting with reflector.

Basking Halo Spot

Provides UVA and heat.

Zone 3 T5 lamp

UVB fluorescent full spectrum lamp, requires a ballast unit.

Zone 3 T8 lamp

UVB fluorescent full spectrum lamp, requires a ballast unit.

Zone 3 Eco Unit

UVB fluorescent full spectrum lamp, reliable electronic controller, and reflector kit.

T8 Electronic Controller

Flicker free ballast unit for T8 lamps.

Proten New Dawn LED

LED light source to support live plants.

Ceramic Heat Emitter

Perfect from creating ambient heat with no light.

Reptile Systems Mercury Vapor

Provides a source of UVA, UVB and heat.

Reptile Systems Tortoise Food

Reptile Systems Calcium Ultra

Reptile Systems Vit-A-Min

WWW.REPTILESYSYSTEMS.EU